







# City of Jordan (2015)

## Review Year

	Exempt (145 parcels)
	2013 (19.72% 398 parcels)
	2014 (21.11% 426 parcels)
	2015 (20.47% 413 parcels)
	2016 (19.43% 392 parcels)
	2017 (19.28% 389 parcels)

